Special stainless steel hollow shaft
Mozzo in acciaio inox speciale

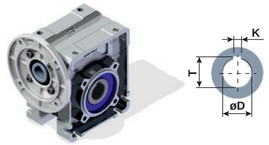

	øD	T	K	Code
Q30	14	16.3	5	MI014
Q45	18	20.8	6	MI018
Q50	25	28.3	8	MI025
Q63	25	28.3	8	MI025
	28	31.3	8	MI028
Q75	30	33.3	8	MI030
Q85	35	38.3	10	MI035
Q11	42	45.3	12	MI042

Suggested/Suggerito

Food, marine, corrosive and highly hygenic environments.

Industria alimentare, marina, ambienti corrosivi ad elevata igienicità.

Special stainless steel hollow shaft NEMA
Mozzo in acciaio inox speciale NEMA

	øD	T	K	Code
Q45	19.05	21.3	4.76	MIU19
	0.750"	0.841"	0.1875"	
Q50	25.4	28.3	6.35	MIU25
	1.000"	1.114"	0.250"	
Q63	28.575	31.6	6.35	MIU28
	1.125"	1.245"	0.250"	
Q85	38.1	42.4	9.52	MIU38
	1.500"	1.670"	0.375"	

Special hollow shaft
Mozzo speciale

	øD	T	K	Code
Q45	20	21.8	6	ACR20
	19	21.8	6	S series
Q50	24	27.3	8	S series
Q63	30	33.3	8	ACR30
	28	31.3	8	S series
Q75	28	31.3	8	ACR28
Q85	38	41.3	10	ACR38
Q11	45	48.8	14	ACR45

* Reduced key
* Linguetta ridotta

Many special options are available on request
Altre opzioni speciali disponibili a richiesta



Minimum quantity 10 pieces.

Quantità minima 10 pezzi.

Hydraulic motor flanges
Flange per motore idraulico

OML8
input shaft ø16
code: **MY016**

	L
Q50	81.5
Q63	90.5
Q85	110
Q11	129.5



OMR50
input shaft ø25
code: **MY025**

	L
Q63	129
Q85	148
Q11	167.5

Suggested/Suggerito

Agriculture, mobile, marine.

Agricoltura, machine operatrici, marino

OML8

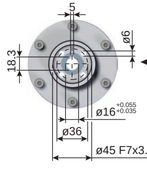

OMR50

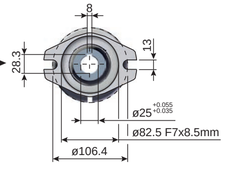

Type Tipo	Size Grandezza	Mounting Montaggio	Ratio Rapporto	Hub Mozzo corona	Output shaft albero lento	Motor size Grandezza motore	Terminal box position Posizione morsettiera	Mounting position Posizione montaggio
P	Q45	FC	10	C	ø	-Q	B	B3
M	Q30 Q45 Q50 Q63 Q75 Q85 Q11 Q13	FB	See technical data table Vedi tabelle dati tecnici	C STANDARD Q30⇨ø14 Q45⇨ø18 Q50⇨ø25 Q63⇨ø25 Q75⇨ø30 Q85⇨ø35 Q11⇨ø42 Q13⇨ø45	ø	IEC ø B5 -A=56 (ø120) -B=63 (ø140) -C=71 (ø160) -D=80 (ø200) -E=90 (ø200) -F=100÷112 (ø250) -G=132 (ø300) B14 -O=56 (ø80) -P=63 (ø90) -Q=71 (ø105) -R=80 (ø120) -T=90 (ø140) -U=100÷112 (ø160) -V=132 (ø200) Without flange Senza flangia -M Type R / Tipo R -0 Reduced flange -1=56B5/ø11 -2=63B5/ø14 -3=71B5/ø19 -4=71B5/ø24 -5=90B5/ø28 -6=100B5/ø38 -7=132B5/ø42 -8=80B14/ø11 -9=100B5/ø24	A	B3
P		FC		I Stainless steel hub Mozzo in acciaio inox	S		B STANDARD	B8
R		FL F1 F2 F3 F4		Special series Serie speciale S Q45⇨ø19 Q50⇨ø24	D		C	B6
B		BR		X Stainless steel hub Mozzo in acciaio inox			D	B7
				U INCH Q45⇨ø0.750" Q50⇨ø1.000" Q63⇨ø1.125" Q85⇨ø1.500"				V5
								V6

Square Gears



Squared worm gearboxes Made in Italy

Also available with special options

HYDROMEC

Available motor flanges — Flange motore disponibili
(B) Supplied with Reduction Bushing — Fornito con Bussola di Riduzione
(B) Available on Request without reduction bushing — Disponibile a Richiesta senza Bussola di Riduzione
C) Motor flange holes position — Posizione fori flangia motore

input speed (n_1)=1400 min^{-1}

	n_2 [min^{-1}]	i	P_{1M} [kW]	M_{2M} [Nm]	f.s	P_{1R} [kW]	M_{2R} [Nm]	56 B5	63 B5	71 B5	80 B5	90 B5	100/112 B5	132 B5	56 B14	63 B14	71 B14	80 B14	90 B14	100/112 B14	132 B14	Dynamic efficiency RD	Tooth module [mm]
Q30 21 Nm	280	5	0.19	5	3.3	0.60	17	B							B-C							82	1.26
	200	7	0.18	7	2.4	0.44	17	B							B-C							80	1.44
	140	10	0.18	10	1.7	0.32	17	B							B-C							76	1.44
	93	15	0.18	13	1.4	0.25	19	B							B-C							73	1.44
	70	20	0.18	17	1.1	0.20	19	B							B-C							70	1.09
	47	30	0.12	15	1.4	0.17	21	B							B-C							62	1.44
	35	40	0.12	19	1.1	0.13	20	B							B-C							57	1.09
	23	61	0.09	19	1.1	0.10	20	B							B-C							50	0.72
	17.5	80	0.09	15	1.0	0.06	16	B							B-C							48	0.56
Q45 41 Nm	200	7	0.37	14	2.2	0.80	30		B						B-C	B-C						80	2.2
	140	10	0.37	20	2.5	0.57	30		B						B-C	B-C						79	2.2
	100	14	0.37	27	1.1	0.41	30		B						B-C	B-C						77	2.4
	70	20	0.25	31	1.3	0.43	41		B						B-C	B-C						67	2.5
	50	28	0.25	31	1.3	0.33	41		B						B-C	B-C						65	2.5
	40	35	0.25	31	1.3	0.26	41		B						B-C	B-C						62	2.5
	30	46	0.25	46	0.9	0.22	41		B						B-C	B-C						59	1.5
	23	61	0.12	31	1.3	0.18	41		B						B-C	B-C						54	1.5
	20	70	0.12	31	1.0	0.12	30		B						B-C	B-C						54	1.0
	13.7	102	0.09	31	1.0	0.09	29		B						B-C	B-C						49	0.72
Q50 72 Nm	200	7	0.75	29	1.9	1.5	57		B	B						B-C	B					82	2.5
	140	10	0.75	41	1.5	1.1	62		B	B						B-C	B					80	2.4
	100	14	0.75	57	1.2	0.90	68		B	B						B-C	B					79	2.6
	73	19	0.55	57	1.2	0.67	62		B	B						B-C	B					76	2.9
	54	26	0.55	67	1.0	0.54	66		B	B						B-C	B					69	2.7
	40	35	0.37	63	1.2	0.50	72		B	B						B-C	B					69	2.7
	39	36	0.37	63	1.2	0.43	72		B	B					B-C	B-C						69	2.1
	35	40	0.25	59	1.0	0.35	66		B	B					B-C	B-C						62	1.3
	23	60	0.25	59	1.0	0.26	62		B	B					B-C	B-C						58	1.3
	21	68	0.25	66	0.9	0.22	58		B	B					B-C	B-C						57	1.2
	17.5	80	0.18	53	1.1	0.19	57		B	B					B-C	B-C						54	1.0
	14	100	0.12	41	1.3	0.15	51		B	B					B-C	B-C						50	0.8
Q63 147 Nm	200	7	1.8	71	1.8	3.2	125			B	B						B-C	B-C				83	3.1
	140	10	1.5	73	2.2	2.4	134			B	B						B-C	B-C				82	3.4
	93	15	1.5	121	1.1	1.7	138			B	B						B-C	B-C				79	3.1
	70	20	1.5	151	0.9	1.4	138			B	B						B-C	B-C				77	2.9
	58	24	1.1	135	1.0	1.2	142			B	B						B-C	B-C				75	2.0
	47	30	0.75	126	1.1	0.96	146			B	B						B-C	B-C				72	1.8
	39	36	0.75	125	1.2	0.88	147			B	B						B-C	B-C				68	2.7
	31	45	0.55	111	1.2	0.67	135		B	B							B-C	C				66	1.5
	21	67	0.55	151	0.8	0.45	124		B	B							B-C	C				60	1.5
	17.5	80	0.37	115	1.0	0.38	119		B	B							B-C	C				57	1.3
	14.9	94	0.37	123	1.0	0.36	119		B	B							B-C	C				52	1.1
Q75 270 Nm	200	7	4	172	1.1	4.4	190				B	B						B	B			90	3.75
	140	10	4	240	1.0	3.8	230				B	B						B	B			88	3.75
	100	14	2.2	220	1.0	2.9	250				B	B						B	B			85	2.50
	70	20	2.2	249	1.0	2.2	250				B	B						B	B			83	3.00
	50	28	1.5	244	1.1	1.9	250			B	B							B				80	2.5
	45	31	1.5	244	1.1	1.7	270			B	B							B				77	3.75
	40	35	1.5	258	1.0	1.3	255			B	B							B				72	1.8
	28	50	0.75	174	1.3	0.95	220			B	B							B				68	2.41
	23	60	0.75	202	1.0	0.75	200			B	B							B				65	2.10
	17.5	80	0.55	177	1.0	0.56	180			B	B							B				59	1.53
	14	100	0.55	206	0.7	0.40	150			B	B							B				55	1.23
Q85 347 Nm	200	7	4.0	168	1.5	6.1	257				B	B						B	B			88	4.23
	140	10	3.0	215	1.3	5.2	284				B	B						B	B			86	4.2
	100	14	3.0	223	1.4	4.1	305				B	B						B	B			78	4.5
	70	20	2.2	221	1.1	2.7	294				B	B						B	B			78	3.1
	64	22	2.2	258	1.1	2.5	294				B	B						B	B			78	3.1
	51	28	1.5	215	1.3	2.4	347				B	B						B	B			75	2.1
	37	38	1.5	276	1.2	1.8	336			B	B							B				71	3.5
	30	46	1.5	320	1.0	1.5	326			B	B							B				68	3.0
	27	52	1.1	258	1.1	1.2	289			B	B							B				66	2.7
	21	67	1.1	327	0.9	0.97	289			B	B							B				65	2.1
	18.9	74	0.75	220	1.2	0.91	268			B	B							B				58	1.9
	14.4	96	0.55	191	1.3	0.70	242			B	B							B				53	1.5
Q11 651 Nm	200	7	7.5	315	1.5	11.5	483				B	B						B	B			88	5.5
	140	10	5.5	402	1.3	9.0	525				B	B						B	B			85	5.5
	88	16	5.5	492	1.1	6.0	536				B	B						B	B			82	5.3
	70	20	4.0	467	1.2	4.9	546				B	B						B	B			80	4.5
	61	23	3.0	377	1.4	4.1	515				B	B						B	B			80	3.9
	47	29	3.0	467	1.3	4.2	651				B	B						B	B			79	3.6
	37	38	3.0	583	1.1	3.3	641				B	B						B	B			75	4.7
	31	45	2.2	493	1.2	2.7	599				B	B						B	B			73	4.0
	26	53	2.2	557	1.1	2.5	620				B	B						B	B			70	3.5
	22	64	1.5	452	1.2	1.8	536			B	B							B				68	2.5
	16.7	84	1.1	410	1.2	1.3	494			B	B							B				65	2.2
	14	100	1.1	345	1.4	1.2	483			B	B							B				60	1.5
Q13 1050 Nm	187	7.5	7.5	345	2.1	16.1	741						B									90	6.11
	140	10	7.5	480	1.8	13.5	820						B									89	6.1
	93	15	7.5	668	1.4	10.3	917						B									87	6.72
	70	20	5.5	670	1.0	7.8	905						B									85	5.22
	56	25	5.5	788	1.2	6.5	931						B									84	4.28
	46.7	30	5.5	900	1.2	6.4	1047						B									80	6.91
	35	40	4.0	851	1.2	4.9	1043						B									78	5.36
	28	50	4.0	1023	0.9	3.8	972					B										75	4.85
	23.3	60	3.0	896	1.0	3.1	928					B										73	3.65
	17.5	80	2.2	775	1.0	2.3	853					B										69	2.79
	14	100	1.5	655	1.1	1.7	742					B										64	2.23

	A													
Q30	56B5	63B5	56B14	63B14										
	61.5	62.5	61.5	62.5										
Q45	63B5	71B5	56B14	63B14	71B14									
	78	76	77.5	80	77.5									
Q50	63B5	71B5	80B5	56B14	63B14	71B14	80B14							
	81.5	79.5	81.5	81	83.5	81	81.5							
Q63	80B5	71B5	80-90B5	71B14	80B14	90B14								
	99.5	97.5	99.5	97.5	98.5	99.5								
Q75	71B5	80-90B5	100/112B5	80B14	90B14	100/112B14								
	113.5	115.5	121.5	113.5	113.5	113.5								
Q85	71B5	80-90B5	100/112B5	80B14	90B14	100/112B14								
	116	118	124	116	116	116								
Q11	71B5	80-90B5	100/112B5	132B5	80B14	90B14	100/112B14	132B14						
	135.5	137.5	143.5	187	135.5	135.5	135.5	187						
Q13	90B5	100/112B5	132B5											
	180	180	180											

	b	c (h8)	d1	e1	f	g1	h	h1	y	l1	m1	n (H8)
Q30	55	ø55	29	2.5	40	57	30	40	65	5	16.3	14
Q45	65	ø60	36.5	2.5	50	71.5	45	50	75	6	20.8	18
Q50	81	ø70	43.5	2.5	60	84	50	60	85	8	28.3	25
Q63	120	ø75	53	3	72.5	110	63	72.5	90	8	28.3	25
Q75	127	ø80	58.5	3	87	133.5	75	87	110	8	38.3	30
Q85	135	ø110	64	3.5	100	145.5	85	100	130	10	38.3	35
Q11	155	ø130	74	3.5	125	183	110	125	165	12	45.3	42
Q13	170	ø180	81	4	147.5	187.5	130	147.5	215	14	48.8	45

FB

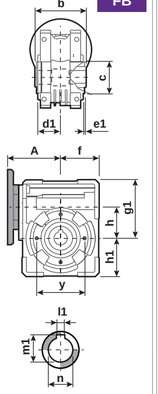

R

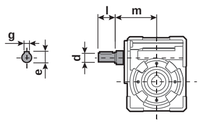

	Type	d (h6)	e	g	l	m
Q30	B	ø9	10.2	3	20	58
	S	-	-	-	-	-
Q45	B	ø11	12.5	4	30	74
	S	-	-	-	-	-
Q50	B	ø16	18	5	30	79.5
	S	ø14	16	5	30	79.5
Q63	B	ø18	20.5	6	45	93
	S	ø19	21.5	6	40	93
Q75	B	ø25	27.8	8	50	109.5
	S	-	-	-	-	-
Q85	B	ø25	28	8	50	112
	S	ø24	27	8	50	112
Q11	B	ø25	28	8	50	131.5
	S	ø24	27	8	50	131.5

F...

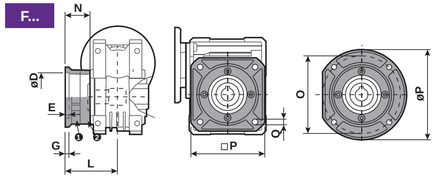

* S series

	Type	øD	E	G	L	N	O	P	Q	Kit code
Q30	FC	50 HB	4	6	54.5	27	68	□70	6.5	❶ KQ30.9.010
Q45	FC	60 HB	4	7	67	34.5	75	□95	9	❶ KQ45.9.010
	FL	60 HB	4	7	97	64.5	75	□95	9	❶ KQ45.9.011
	F1*	95 HB	5	9	80	47.5	115	ø140	9.5	❶ KSQ45.9.012
	F2*	80 HB	5	12	58	25.5	100	ø120	9	❶ KSQ45.9.013
Q50	FC	70 HB	5	9	90	49.5	85	□110	11	❶ KQ50.9.010
	FL	70 HB	5	9	120	79.5	85	□110	11	❶ KQ50.9.011
	F1*	110 HB	5	10	89	48.5	130	ø160	9.5	❶ KSQ50.9.012
	F2*	95 HB	5	14.5	72	31.5	115	ø140	11	❶ KSQ50.9.013
Q63	FC	115 $^{+0.20}_{+0.15}$	6	12	86	26	150	□142	11	❶ KQ63.9.010
	FL	115 $^{+0.19}_{+0.15}$	6	12	116	56	150	□142	11	❶ KQ63.9.010 ❷ KQ63.0.020
	F1*	130 $^{+0.19}_{+0.15}$	7	13	110	50	165	ø200	13	❶ KSQ70.9.013
	F2*	115 $^{+0.20}_{+0.15}$	7	13	124	64	150	ø175	11	❶ KSQ63.9.013
	F3*	110 $^{+0.035}_{+0}$	5	11	90	30	130	ø160	10	❶ KSQ63.9.011
Q75	FC	130 HB	6	12	85	21.5	165	□150	12.5	❶ KQ75.9.010
	FL	130 HB	6	12	111	47.5	165	□150	12.5	❶ KQ75.9.010 ❷ KQ75.0.200
Q85	FC	152 $^{+0.06}_{+0}$	5	16	108	40.5	176	ø205	13	❶ KQ85.9.010
	FL	152 $^{+0.06}_{+0}$	5	16	148.5	81	176	ø205	13	❶ KQ85.9.010 ❷ KQ85.0.201
	F1*	130 $^{+0.17}_{+0}$	5	13	117.5	50	165	ø200	11.5	❶ KSQ085.9.012
	F2*	152 $^{+0.06}_{+0}$	5	15	147.5	80	180	ø205	12.5	❶ KSQ085.9.013
	F4*	130 $^{+0.17}_{+0}$	5	13	106.5	39	165	ø200	13	❶ KSQ085.9.015
Q11	FC	170 $^{+0.083}_{+0.043}$	11	16.5	131.5	54	230	ø270	13	❶ KQ110.9.010
	FL	170 $^{+0.083}_{+0.043}$	11	16.5	179.5	102	230	ø270	13	❶ KQ110.9.011
	F1*	180 $^{+0.040}_{+0}$	5	18	150	72.5	215	ø250	15	❶ KSQ110.9.014
	F2*	170 $^{+0.083}_{+0.043}$	9.5	15	178	100.5	230	ø270	13	❶ KSQ110.9.012
	F3*	180 $^{+0.040}_{+0}$	5	18	130	52.5	215	ø250	15	❶ KSQ110.9.013
Q13	FC	180 HB	6	15	140	55	255	□290	16	❶ KQ13.9.010

FB

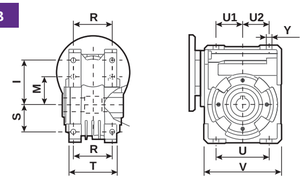

	I	M	R	S	T	U	U1	U2	V	Y
Q30	44	-	44	27	56	54	27	27	80	6.5
Q45	55	-	60	35	71	70	35	35	100	6.5
Q50	64	-	70	40	85	80	40	40	120	8.5
Q63	88.5	51	76	51	94	102	51	51	145	9.5
Q75	109.5	63	82	63	104	126	46.5	87	174	11.5
Q85	117.5	72	101	72	125	144	72	72	200	11
Q11	150	92	115	92	143	184	82	92	250	14
Q13	140	-	120	100	155	200	100	100	292.5	16

S

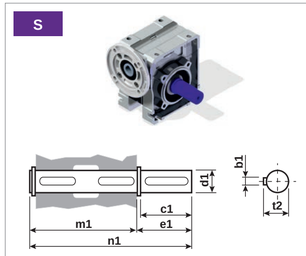

Single output shaft
Albero lento a una sporgenza

	b1	c1	d1 -0.005 -0.020	e1	m1	n1	o1	t2	Kit code
Q30	5	25	ø14	35.5	59	94.5	M5X14	16	K0305028
Q45	6	32	ø18	43	70	113	M6X18	20.5	K0455028
	6	40	ø19	58.5	70	123.5	M8X20	21.5	KS0455030 *
Q50	8	52	ø25	59.5	86.5	146	M8X20	28	K0505028
	8	50	ø24	68.8	86.5	155	M8X20	27	KS0505030 *
Q63	8	60	ø25	63.2	126.8	190	M8X20	28	K0635028
Q75	8	60	ø30	65	134	199	M8X20	33	KQ755028
	8	60	ø28	65	134	199	M8X20	31	KQ755026 *
Q85	10	60	ø35	73.5	141	214.5	M10x23	38	K0855028
Q11	12	75	ø42	96.5	163.5	260	M12X32	45	K1105028
Q13	14	80	ø45	85	180	265	M16	48.5	KQ135028

D

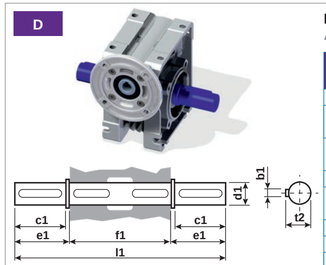

Douple output shaft
Albero lento a doppia sporgenza

	b1	c1	d1 -0.005 -0.020	e1	f1	l1	o1	t2	Kit code
Q30	5	25	ø14	35.5	55	126	M5X14	16	K0305029
Q45	6	32	ø18	43	65	151	M6X18	20.5	K0455029
	6	40	ø19	58.5	65	182	M8X20	21.5	KS0455031 *
Q50	8	52	ø25	59.5	81	200	M8X20	28	K0505029
	8	50	ø24	68.8	81	218	M8X20	27	KS0505031 *
Q63	8	60	ø25	63.2	120	246.4	M8X20	28	K0635029
Q75	8	60	ø30	65	127	255	M8X20	33	KQ755029
	8	60	ø28	65	127	255	M8X20	31	KQ755027 *
Q85	10	60	ø35	73.5	135	282	M10x23	38	K0855029
Q11	12	75	ø42	96.5	155	348	M12X32	45	K1105029
Q13	14	80	ø45	85	170	340	M16	48.5	KQ135029

BR



Reaction arm
Braccio di reazione

	A	B	C	D	E	F	G	H	I	Kit code
Q30	85	38	138	55	65	7	14	8	4	KQ309027
Q45	100	44	162	60	75	7	14	10	4	KQ459027
Q50	100	53	173	70	85	9	14	10	4	KQ509027
Q63	150	55	235	76	90	9	20	11	6	K0639027
Q75	200	63	300	90	110	9	25	21	6	KQ759027
Q85	200	80	320	111	130	11	25	21	6	K0859027
Q11	250	100	391	130.5	165	13	25	21	6	K1109027
Q13	250	125	410	180	215	13	30	25	6	KQ139027



PE



RE

Single input shaft
Vite con sporgenza

	D	E	Q	X
Q30	ø9	20	56	-
Q45	ø11	30	69	M5
Q50	ø16	30	72.5	M6
Q85	ø25	50	121	M8
Q11	ø25	50	143	M8